

CONTENTS

Introduction	25
Accuracy and precautions for use	25
Water resistance	26
"1000 Hours Control" test	29
Care instructions for leather straps	30
Technical specifications	31
Movement	31
Functions	32
Use	33
International Guarantee	46
Limited Warranty (United States of America and Canada)	50
Guarantee for Australia	54
Customer Service	59



- 1** Minutes hand
- 2** Crown A: hour-minute setting, second time zone and winding
- 3** Hours and minutes of the second time zone
- 4** City disk for selecting the second time zone
- 5** Seconds hand
- 6** 24-hour display of second time zone
- 7** Power reserve
- 8** Hour hand
- 9** Crown B: city setting for the second time zone

INTRODUCTION

We would like to thank you for the confidence you have placed in Jaeger-LeCoultre. Our Maison has applied all its expertise and exacting standards to the creation of this model.

We invite you to consult the operating instructions and hope your Jaeger-LeCoultre timepiece brings you great joy.

ACCURACY AND PRECAUTIONS FOR USE


MANUALLY-WOUND OR AUTOMATIC MECHANICAL WATCHES

The accuracy of watch models with mechanical movements is determined by the balance wheel. This oscillates at a rate of 28,800 vibrations per hour. Despite all the care that the master watchmakers of the Jaeger-LeCoultre Manufacture have lavished on building and assembling your watch, its accuracy is subject to the influ-

ence of gravity, magnetic fields, accidental impacts, and the aging of the oils. The accuracy of a watch is measured by its regularity of rate in various positions.

Your individual activities could be the cause of slight irregularities in the working of your timepiece. If you observe a discrepancy in the way your watch runs, we advise you to entrust it to an authorized Jaeger-LeCoultre retailer who will make the necessary adjustments. Watches with mechanical movements must not be used for sports involving a significant risk of impact or abrupt actions, such as golf or tennis.

WATER RESISTANCE

Your Jaeger-LeCoultre watch is water-resistant to 10 bar. Its water resistance can be identified by the symbol  and/or the engraving: "10 bar" on the caseback. This means that your model has been tested at an overpressure of 10 bar, cor-

responding to an immersion pressure of 100 meters (1 bar = ± 10 meters).

In accordance with the ISO 22810/NIHS 92-10 standard, in order to guarantee the durability of the watch's characteristics over time, and as water resistance may be affected by certain activities, it is recommended that you:

- have the watch's water resistance checked by an authorized Jaeger-LeCoultre retailer at least once every two years. It is essential to have such a check carried out each time your watch is opened, and before any period in which it is liable to undergo prolonged and/or regular immersions.
- check when making the purchase that the bracelet is suitable for the intended use.
- avoid subjecting the watch to excessively abrupt temperature changes.
- protect the watch from being dropped or suffering other accidental impacts,

and have the water resistance checked after any severe impact.


- avoid using the controls, push-piece, or time-setting crown while under water or outside the water, if the watch is not yet dry after immersion.
- restore the time-setting crown and the push-pieces to their normal positions, or where applicable, close the compression keys after every manipulation.
- rinse the watch with fresh water after use in sea water.

You may use your watch while swimming as long as you do not exceed the immersion pressure and do not engage in any water sports that could cause impacts. This watch is not a piece of diving equipment and should not be used as such. Also, note that leather straps are not suited for aquatic activities.

“1000 HOURS CONTROL” TEST

The Jaeger-LeCoultre Manufacture pays close attention to the quality and final checks of its watches.

The 1000 Hours Control is a series of internal qualification tests for each of the models in our collection, as well as internal tests on the production of your watch, which go beyond official timing tests. These tests include checks of the movement before and after being cased up in the watch and cover the whole watch once it has been assembled, in the conditions closest to daily wear.

The “1000 Hours Control” legend or the “” seal engraved on the back of the watch certifies that each of the models from our collection has successfully undergone all of the qualification tests and that your watch has successfully undergone all of the production tests. These ensure regularity of rate, resistance to variations

in temperature and atmospheric pressure, ability to withstand shocks and magnetic fields, as well as water resistance.

CARE INSTRUCTIONS FOR LEATHER STRAPS

1. Keep the leather strap in a dry place
2. Avoid contact with water, cosmetics, perfumes, alcohol, and oily materials
3. To prevent leather from discoloring, avoid wearing the watch:
 - in a very humid environment
 - during sporting activities: sweat damages the leather
 - in prolonged exposure to sunlight
4. Wipe with a soft dry cloth. Do not dry in direct sunlight or near heat sources

TECHNICAL SPECIFICATIONS

- Manufacture self-winding mechanical movement, Jaeger-LeCoultre Caliber 939.
- 28,800 vibrations/hour.
- Power reserve: approximately 70 hours.

MOVEMENT



Jaeger-LeCoultre Caliber 939

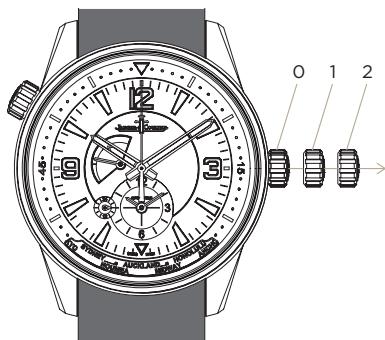
FUNCTIONS

Thanks to a mechanically powered disk indicating the 24 time zones of the international GMT system, your Jaeger-LeCoultre Polaris Geographic watch has a dual time display whereby a small lower dial indicates the time corresponding to one of the 24 time zones selected on the disk.

The Polaris Geographic therefore displays:

- The hours, minutes and seconds for your place of residence (local time).
- The city selected for the second time zone.
- The hours, minutes and day/night indicator of the city selected for the second time zone.
- The power reserve, which enables you to control the winding level of your watch at all times.

USE



Crown A at 3 o'clock enables the user to:

- Wind the watch if it has not been worn for more than 70 hours.
- Set the local time, i.e. the reference time (an action which automatically changes the time in the second time zone).
- Synchronize the local reference time with the time in the second time zone.

Crown B at 10 o'clock enables the user to:

- Select the desired city (displayed in the window at 6 o'clock), and automatically

set the time in that city, which appears in the small dial of the second time zone.

STARTING AND WINDING

Crown A in position 0.

A few clockwise turns of the crown are enough to start your watch.

It will then automatically wind up when you wear it. Please note that the crown does not lock when winding, even when the watch is fully wound.

The power-reserve hand allows you to control the winding level of your watch at all times.

SETTING THE HOURS, MINUTES AND SECONDS (LOCAL TIME)

Pull Crown A out to position 2. The movement is then locked (“stop seconds” function).

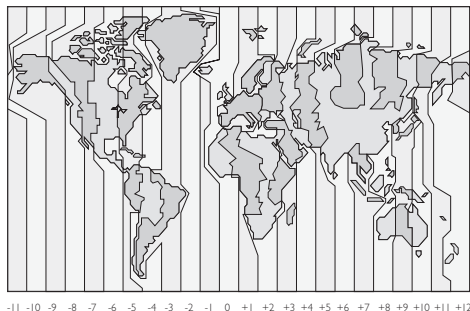
To set the time accurately, stop the seconds hand at 12 o'clock.

When the operation is complete, push the crown back to position 0. The watch starts running again.

SETTING AND SELECTING THE SECOND TIME ZONE

The Polaris Geographic model is mechanically programmed according to the Greenwich Mean Time (GMT) international system.

According to this system, the Earth is divided into 24 time zones with a breadth of 15 degrees of longitude (see table below). In each of these time zones, the official time is the same and it changes by one hour when moving from one zone to the next.



Setting out from the Greenwich meridian, the central or 0 point of time zones, 12

zones have been defined from +1 to +12 hours moving eastward and 12 others from 0 to -11 hours moving westward.

Jaeger-LeCoultre has personalized each of these time zones with the name of a city that is displayed in the window situated at 6 o'clock on the dial of your watch.

In order not to compromise overall legibility, the city disk does not display those regions where the time differs by a fraction of an hour, (e.g. India, Iran, Nepal).

The minute hands of the Polaris Geographic model advance simultaneously in both time zones.

Pre-setting: synchronizes the local reference time with that of the second time zone

The mechanism of the second time zone requires pre-setting, which consists of synchronizing the time in the second time zone with the local place and time. This operation is designed to inform the mechanism of the reference time and place (i.e. local time and city).

This step needs to be carried out only once, as long as the reference zone remains unchanged. However, this setting operation will be necessary once again if, while traveling, you change time zones and wish to adopt your new city as a reference (local time).

- 1st operation (selecting your reference city):

Wind Crown B (at 10 o'clock) without pulling it, in either direction.

In the window at 6 o'clock, display the reference city corresponding to the time zone you are in (your local city) opposite the triangular marker. The hour hand in the small dial moves automatically to reflect the chosen city, while the minute hand remains synchronized with the large minute hand.

- 2nd operation (setting the reference time in the small dial of the second time zone):

Pull Crown A (at 3 o'clock) out to position 1.

Winding the crown in either direction moves the hour hand of the second time zone.

Adjust the time in the small dial in order to obtain the same time as the main time and to display the correct day or night indicator in the small 24 hour dial to the left of the small dial. To do this, look at the area indicated by the hand: the light zone indicates daytime, i.e. the period between 6 a.m. and 6 p.m.

Push the crown back in to position 0.

Following this operation, the time in the dial of the second time zone will be the same as that in the main dial. This is normal, as the window at 6 o'clock indicates the city corresponding to the local time zone. Both displays are thus synchronized.

City selection: automatic display of hours and minutes in the second time zone.

Note: make sure that the synchronization crown (Crown A at 3 o'clock) has been pushed back into position 0 (not pulled

out). Failure to follow this instruction could damage the correction mechanism.

Turn crown B (without pulling it out) in either direction and display the desired city for the second time zone opposite the triangular marker at 6 o'clock. The time in the selected time zone is automatically displayed in the small dial and, thanks to the 24-hour indicator, you can tell whether it is morning or afternoon.

SPECIAL CASES: SUMMER AND WINTER TIME

In certain countries, local time moves forward by an hour during the summer months.

Your Jaeger-LeCoultre Polaris Geographic watch, which is mechanically programmed, does not take these local specificities into account.

To accommodate this, the city disk of the Jaeger-LeCoultre Polaris Geographic model has the following special feature: a “*” is shown to the right of each city name affected by daylight saving time.

The diagram below illustrates this system: Athens, Paris, and London are cities whose time zones apply daylight saving time. Consequently, the associated symbol “*” to their right suggests daylight saving time. As Paris summer time, for example, corresponds to winter time in Athens, the “*” linked to Paris is positioned above the Athens time zone on the city disk and indicates French summer time. However, the Dubai time zone does not apply daylight saving time; there is therefore no symbol.



If you live in a country that uses daylight saving time, the following settings will be necessary.

When you change from winter to summer time, please proceed as follows:

- Turning Crown B (at 10 o'clock), position the symbol "*" found to the right of the city corresponding to the time zone you are in (reference city) in the aperture at 6 o'clock, opposite the triangular marker.
- Pull Crown A out to position 2 and advance by one hour to display daylight saving time in the reference city.
- Push Crown A back to position 1 and wind the time in the small dial back by one hour (counterclockwise) in order to display the same time as on the main dial.
- Push Crown A back to position 0.

When changing from summer time to winter time:

- While turning Crown B (at 10 o'clock), position the city that corresponds to the time zone you are in (reference city) in the window at 6 o'clock, opposite the triangular marker.
- Pull Crown A out to position 2 and wind back one hour to display the winter time in the local city.

- Push Crown A back to position 1 and wind the time in the small dial forward by one hour.
- Push Crown A back to position 0.
- You are again synchronized with universal time.

If you live in a country that does not use daylight saving time.

You can read daylight saving time in the countries affected by this change without prior adjustment. All you have to do is look at the time opposite the “*” position to the right of the city whose time you want to know.

Specific features of the northern and southern hemispheres

Countries in the northern hemisphere that use the daylight saving time system change over between March/April and October each year.

- In Europe (except Iceland): between the last Sunday in March and the last Sunday in October.

- In North America: between the first Sunday in April and the last Sunday in October.

The changeover also occurs in certain countries of the southern hemisphere but at different times (because of the inversion of the seasons). The three cities affected by this case, indicated on the city disk of your Jaeger-LeCoultre Polaris Geographic watch, are Rio de Janeiro, Auckland and Sydney, where daylight saving time applies between October and February/March (according to annual decrees). Therefore, to read the time in each of the 24 time zones correctly (except for during periods just before and after the date of the changeover), you must take account of the geographical position of the country in question, so as to determine whether it is in the southern or northern hemisphere.

GENERIC TABLE OF TIME FOR THE NORTHERN AND SOUTHERN HEMISPHERES

Between March and October:

You live in the.... hemisphere	To find out the time in the opposite hemisphere:
Northern hemisphere (summer time)	Position the desired city to “name” at 6 o’clock.
Southern hemisphere (winter time)	Position the desired city at 6 o’clock: - in the “*” summer time position, if it is displayed, - in the “name” position, if it is not displayed.

Between October and March:

You live in the.... hemisphere	To find out the time in the opposite hemisphere:
Northern hemisphere (winter time)	Position the desired city at 6 o'clock: - at the summer time position "*" if displayed, - in the "name" position, if it is not displayed.
Southern hemisphere (summer time)	Position the desired city to "name" at 6 o'clock.

JAEGER-LECOULTRE WATCHES

In order to benefit from the International Guarantee and/or the Limited Warranty and/or the Manufacturer's Guarantee for Australia, Jaeger-LeCoultre products must be purchased exclusively from authorized Jaeger-LeCoultre retailers or from Jaeger-LeCoultre Boutiques. Maintenance and repair work must be entrusted to an authorized Jaeger-LeCoultre retailer, a Jaeger-LeCoultre Boutique, or an authorized Jaeger-LeCoultre Service Center. If these conditions are not met, the manufacturer's guarantee does not apply. Please contact Jaeger-LeCoultre to obtain the list of authorized Jaeger-LeCoultre retailers across the world.

INTERNATIONAL GUARANTEE


The International Guarantee applies to Jaeger-LeCoultre products sold or presented for guarantee repairs in all countries, except the United States of America and Canada (for these two countries, see the Limited Warranty) and Australia (for this country, refer to the Guarantee for Australia).

TERMS AND CONDITIONS OF THE JAEGER-LECOULTRE INTERNATIONAL GUARANTEE

Your Jaeger-LeCoultre watch is guaranteed to protect against all manufacturing defects for two years from the date of purchase, subject to the following conditions. Any part found by our technical services to be defective as a result of a manufacturing defect will, at the sole discretion of Jaeger-LeCoultre, be repaired or replaced free of charge. The Jaeger-

LeCoultre International Guarantee is valid only if the guarantee certificate enclosed with this booklet has been duly completed, dated, stamped, and signed by the authorized Jaeger-LeCoultre retailer or the Jaeger-LeCoultre Boutique, which sold you your watch.

The Jaeger-LeCoultre International Guarantee does not cover defects resulting from accidents, mishandling, or incorrect, abusive use (for example, knocks, dents, crushing, excessive temperatures, powerful magnetic fields), the use of or effect of using batteries other than those designated by Jaeger-LeCoultre, unauthorized alteration or repair, the consequences of normal wear and aging of the watch, strap, or glass, the loss of water resistance after two years from the date of purchase, if your watch is water-resistant, or any defect resulting from contact with water, if your watch is not water-resistant.

Jaeger-LeCoultre water-resistant watches can be identified by the symbol  and/

or by “3, 5, 10, or 20 bar” (or another number depending on the model) engraved on the caseback. Their water resistance is guaranteed for two years from the date of purchase, provided that the glass, bezel, back, middle part, and crown have not been damaged. It is nevertheless essential to have the water resistance of your watch checked at least once every two years, and in any event, prior to any period of intensive use, either by an authorized Jaeger-LeCoultre retailer, a Jaeger-LeCoultre Boutique, or an authorized Jaeger-LeCoultre Service Center (for further information please see your User Manual).

For quartz watches, this guarantee does not cover the battery life.

As a consumer, you may have legal rights under applicable national legislation governing the sale of consumer goods; those rights are not affected by this guarantee.

LIMITED WARRANTY (UNITED STATES OF AMERICA AND CANADA)


The following Limited Warranty applies to Jaeger-LeCoultre products sold or presented for warranty repairs in the United States of America and Canada only.

TERMS AND CONDITIONS OF THE JAEGER-LECOULTRE LIMITED WARRANTY

Your Jaeger-LeCoultre watch is guaranteed against all manufacturing defects for two years from the date of purchase, subject to the following conditions. Any part found by our technical services to be defective as a result of a manufacturing defect will, at the sole discretion of Jaeger-LeCoultre, be repaired or replaced free of charge. The Jaeger-LeCoultre Limited Warranty is valid only if the warranty certificate enclosed with this booklet has been duly completed, dated, stamped,

and signed by the authorized Jaeger-LeCoultre retailer or the Jaeger-LeCoultre Boutique, which sold you your watch.

This Jaeger-LeCoultre Limited Warranty does not cover defects resulting from accidents, mishandling, or incorrect, abusive use (for example, knocks, dents, crushing, excessive temperatures, powerful magnetic fields), the use of or effect of using batteries other than those designated by Jaeger-LeCoultre, unauthorized alteration or repair, the consequences of normal wear and aging of the watch, strap, or glass, the loss of water resistance after two years from the date of purchase, if your watch is water-resistant, or any defect resulting from contact with water, if your watch is not water-resistant.

Jaeger-LeCoultre water-resistant watches can be identified by the symbol  and/or by “3, 5, 10, or 20 bar” (or another number depending on the model) engraved on the caseback. Their water resistance is guaranteed for two years from the date

of purchase, provided that the glass, bezel, back, middle part, and crown have not been damaged. It is nevertheless essential to have the water resistance of your watch checked at least once every two years, and in any event, prior to any period of intensive use, either by an authorized Jaeger-LeCoultre retailer, a Jaeger-LeCoultre Boutique, or an authorized Jaeger-LeCoultre Service Center (for further information please see your User Manual).

For quartz watches, this guarantee does not cover the battery life.

Except insofar as prohibited by applicable law, this Limited Warranty shall be the exclusive manufacturer warranty. Neither this Limited Warranty nor any other warranties, whether expressed or implied, including, but not limited to, any implied warranty of merchantability or of fitness for any particular purpose, shall extend beyond the period of two years from the date of purchase.

The liability of Jaeger-LeCoultre is limited solely and exclusively to repair or replacement under the terms and conditions stated herein. Jaeger-LeCoultre shall not be liable, by virtue of this Limited Warranty or otherwise, for any loss or damage arising out of the use of or inability to use this watch nor for any incidental or consequential damages relating in any way to this watch.

Some States, Provinces, and Territories do not allow limitations on how long an implied warranty lasts or the exclusion or limitation of incidental or consequential damages, so the above limitations or exclusions may not apply to you. This Limited Warranty grants you specific legal rights, in addition to which you may have other legal rights that vary from one Country, State, Province, or Territory to another.

GUARANTEE FOR AUSTRALIA

This Guarantee for Australia applies to Jaeger-LeCoultre products purchased or presented for guaranteed repairs in Australia only.

TERMS AND CONDITIONS OF THE JAEGER-LECOULTRE GUARANTEE FOR AUSTRALIA


Mandatory Statutory Rights. Our goods come with guarantees that cannot be excluded under the Australian Consumer Law. You are entitled to a replacement or refund for a major failure and compensation for any other reasonably foreseeable loss or damage. You are also entitled to have the goods repaired or replaced if goods fail to be of acceptable quality and the failure does not amount to a major failure.

This Jaeger-LeCoultre Guarantee gives you additional rights and remedies un-

der the Australian Consumer Law and any other laws in relation to the goods. Every Jaeger-LeCoultre product is made and tested to meet the Jaeger-LeCoultre quality standards. Nevertheless, should your Jaeger-LeCoultre product prove defective, please contact the Jaeger-LeCoultre retailer or Jaeger-LeCoultre Boutique indicated on your guarantee certificate; only authorized Jaeger-LeCoultre retailers or Jaeger-LeCoultre Boutiques are entitled to provide a guaranteed service as defined in this Jaeger-LeCoultre Guarantee. In order to benefit from this guarantee, you will be required to present this Jaeger-LeCoultre guarantee certificate duly completed, dated, stamped, and signed by an authorized Jaeger-LeCoultre retailer or a Jaeger-LeCoultre Boutique.

This Jaeger-LeCoultre Guarantee covers defects of materials or workmanship of your Jaeger-LeCoultre product. Subject to your Mandatory Statutory Rights under

the Australian Consumer Law, Jaeger-LeCoultre will remedy these identified defects free of charge for up to two (2) years from the date of purchase. Thereafter, Jaeger-LeCoultre will repair any defective product or part subject to a service charge. The Jaeger-LeCoultre Guarantee does not cover defects and damage caused by accident, improper use (including knocks, dents, crushing, etc.), normal wear and tear, alteration, dismantling, repair by persons other than authorized Jaeger-LeCoultre repair specialists, the use of components other than those recommended by Jaeger-LeCoultre, watches with the serial number removed, the strap or glass altered, the loss of water resistance after two years from the date of purchase, if your watch is water-resistant, and any defect resulting from the contact with water, if your watch is not water-resistant.

Jaeger-LeCoultre water-resistant watches can be identified by the  symbol and/or by “3, 5, 10, or 20 bar” (or another num-

ber depending on the model) engraved on the caseback. Their water resistance is guaranteed for two years from the date of purchase, provided that the glass, bezel, back, middle part, and crown have not been damaged. It is essential to have the water resistance checked by an authorized Jaeger-LeCoultre retailer, a Jaeger-LeCoultre Boutique, or an authorized Jaeger-LeCoultre Service Center at least every two years, and in any event, prior to any period of intensive use. Please refer to the operating instructions for further details. For quartz watches, this guarantee does not cover the battery life.

Subject to your Mandatory Statutory Rights under the Australian Consumer Law, if you make a claim under this Jaeger-LeCoultre Guarantee (instead of your Mandatory Statutory Rights) you may be responsible for transportation costs, including but not limited to postage, insurance, and packing materials.

In Australia, a claim under the Jaeger-LeCoultre Guarantee may be sent to Richemont Australia Pty Ltd, provider of the guarantee service, at the address below or as specified above:

Richemont Australia Pty Ltd

PO Box 4780

Sydney, NSW 2001

Tel: +1 800 71 0665

Email: client.relations.asia@jaeger-lecoultre.com

CUSTOMER SERVICE

A Jaeger-LeCoultre timepiece is a high-precision instrument that operates 24 hours a day, or 8,760 hours a year. Therefore, it is essential to have it serviced regularly in order to guarantee its good working order and its durability. If significant variations occur in the settings, it may be necessary to have the movement serviced.

It is also necessary to have the water resistance of the watch checked once every two years, or prior to any period during which it will be subjected to prolonged and/or regular immersion.

Maintenance and repair work must be entrusted to an authorized Jaeger-LeCoultre retailer, a Jaeger-LeCoultre Boutique, or an authorized Jaeger-LeCoultre Service Center. The list of our points of sale and service centers is available on our website: www.jaeger-lecoultre.com. You will also find this information at the end of this

document, under the heading “Where to entrust my timepiece for maintenance?”

Our authorized Service Centers are staffed by watchmakers trained at the Jaeger-LeCoultre Manufacture and have the workshops, tools, and parts required for the repair and maintenance of Jaeger-LeCoultre watches and clocks.

In certain cases, especially for operations requiring special tools and parts, the Service Centers will send your watch to the Jaeger-LeCoultre Manufacture in Switzerland to have the necessary work carried out.